



Access Mazda's Tool and Equipment Program directly through One Mazda for online ordering.

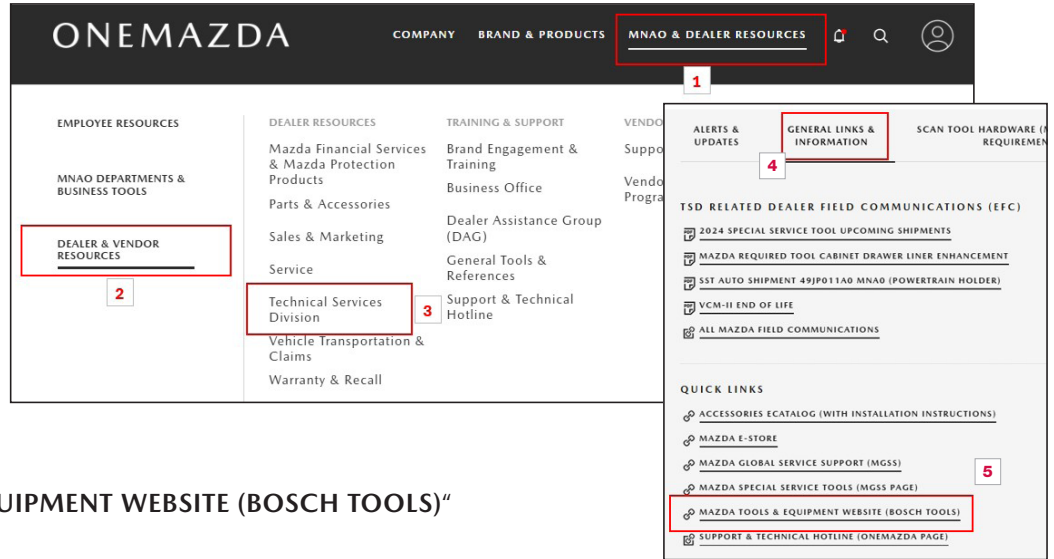
1. Select "MNAO & DEALER RESOURCES" from the header menu

2. Select "DEALER & VENDOR RESOURCES"

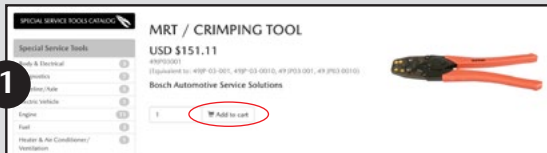
3. Select "Technical Services Division"

4. Select "GENERAL LINKS & INFORMATION"

5. Choose "MAZDA TOOLS & EQUIPMENT WEBSITE (BOSCH TOOLS)"



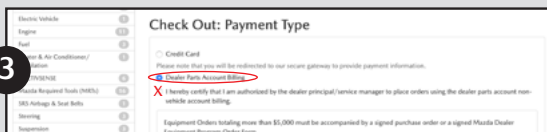
Technicians, Service Managers and Dealer Principals can shop for Tools and Equipment using a credit card or the new Parts Account Billing Approval Process:



On the Product page, click "Add to Cart."

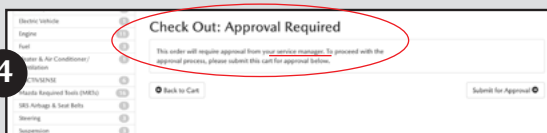


Go to Cart, click on Checkout.

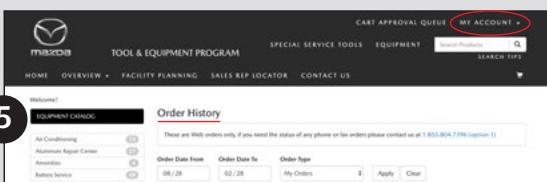


Select "Credit Card" or "Dealer Parts Account Billing" and check box below to certify authorization.

NOTE: All credit card orders can be placed directly and do not require Service Manager or Dealer Principal approval.

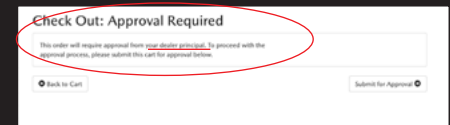


Select "Submit for Approval" to reroute Technician carts to Service Managers who can edit, delete or process orders up to \$15,000.

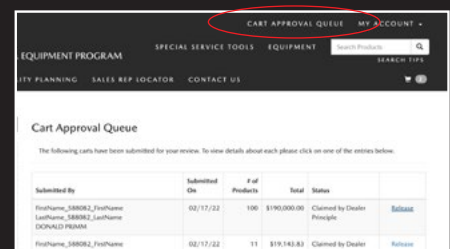


Once processed, Order History will be available under "My Account."

Notes:



To process carts greater than \$15,000, a third level of approval is required by the Dealer Principal.



Service Managers and Principals can review and approve carts via Cart Approval Queue.