



mazda

MRT Storage System Index

APRIL 2022

To Order Tools, Access the Mazda Tool & Equipment site via [OneMazdaUSA.com](https://www.onemazdausa.com)



mazda

REQUIRED TOOLS INSTALLATION GUIDE

Congratulations on the receipt of the 2020 Mazda Required Tool (MRT) Cabinet Organization System. This system allows your existing Stanley Vidmar Cabinet to be updated to Mazda's current Required Tool Configuration. Please follow the directions below for proper installation of the tool ID labels, partitions, dividers, and tools. Place this MRT Storage System Index in drawer #1 for future reference.

DIRECTIONS: DRAWERS 1-22

REMOVAL

- 1 Remove all existing tools from drawer 1 to drawer 22 in your current cabinet configuration.
- 2 Remove and save the existing divider and partitions. You may order any missing partitions or dividers directly from Stanley Vidmar. Visit www.vidmir.com or call **1-800-523-9462**.
- 3 Remove all existing liners and faceplates.

INSTALLATION

- 1 Insert the faceplates and drawer liners into the appropriate drawers.
- 2 Install the required partitions marked by the shaded vertical lines on the drawer liners.
- 3 Install the required dividers marked by the shaded horizontal lines on the drawer liners.
- 4 Reinstall all the current Required Special Tools previously removed from the cabinet system.
- 5 Use the **MRT Storage System Index** to assist you in locating the appropriate drawer location for your tools.
- 6 Store all non-required tools removed from the cabinet in a separate, secure location.

Required SST List and Location Index

TOOL NUMBER	MNAO NUMBER	WSM NUMBER	DESCRIPTION HOLDER	DRAWER	LOCATION
490710520	4907-10-520A	49 0710 520	BEARING PULLER	14	E6
491285071	4912-85-0710	49 1285 071	MULTIPURPOSE BEARING PULLER (NEEDLE)	19	F1
491285073	4912-85-073	49 1285 073	CHUCK	19	F1
490000205A	4900-00-205A		MINI TORQUE WRENCH 2NM	3	B4
490223630B	4902-23-630B	49 0223 630B	MULTIPURPOSE PULLER (REAR)	19	G1
490378400C	4903-78-400C	49 0378 400C	A/T OIL PRESSURE GAUGE SET	10	C1
49B019902A	49B0-19-902A	49 B019 902A	HIGH PRESSURE GAUGE	10	C1
1B35X526	1B35X52-6		HOSE SET [QTY 2]	10	C1
49B019901B	49B0-19-901B	49 B019 901B	LOW PRESSURE GAUGE	10	C1
490636100B	4906-36-100B	49 0636 100B	ENGINE VALVE SPRING LIFTER ARM	3	C1
490636101	4906-36-101	4906 36 101	BODY	3	C1
490636102	4906-36-102		T-HANDLE	3	C1
490636103	4906-36-103		SCREW	3	C1
490839425C	4908-39-425C	49 0839 425C	MULTIPURPOSE BEARING PULLER SET	16	A1
49083942501	4908-39-425-01		ATTACHMENT 1	16	A1
49083942502	4908-39-425-02		ATTACHMENT 2	16	A1
490839426	4908-39-426		JOINT (PAIR)	16	A1
490839427	4908-39-427	49 0839 427	HOOK (PAIR)	16	A1
490839428	4908-39-428	49 0839 428	HOOK (PAIR)	16	A1
490839429	4908-39-429	49 0839 429	HOOK (PAIR)	16	A1
490862426	4908-62-426		JOINT (PAIR)	16	A1
49B011105	49B0-11-1050	49 B011 105	ADAPTER (QTY 2)	2	B2
49B0120A2A	49B0-12-0A2A	49 B012 0A2A	PIVOT SET	3	B5
49B012012	49B0-12-012		BODY	3	B5
49B012013A	49B0-12-013A	49 B012 013A	FOOT (LEFT & RIGHT) (QTY 2)	3	B5
49B012014	49B0-12-014	49 B012 014	LOCKNUT SET	3	B5
49B018003	49B0-18-0030	49 B018 003	BODY B	14	C2
49B025001	49B0-25-0010	49 B025 001	DUST SEAL INSTALLER BODY	3	A3
49B0250A2	49B0-25-0A2	49 B025 0A2	AXLE SHAFT REMOVAL SET	19	E1/F2
49B025010	49B0-25-010	49 B025 010	ATTACHMENT	19	F2
49B025016	49B0-25-016	49 B025 016	EXTENSION	19	E1

Required SST List and Location Index

TOOL NUMBER	MNAO NUMBER	WSM NUMBER	DESCRIPTION HOLDER	DRAWER	LOCATION
49B043005	49B0-43-005	49B0 43 005	BRAKE COMPRESSOR (AKS020707)	13	A3
49B066803	49B0-66-803	49 B066 803	CD UNIT REMOVAL TOOL	14	C3
49D0131A0	49D0-13-1A0	49 D013 1A0	INJECTOR SEAL INSTALLER SET	3	C3
49D013102	49D0-13-102	49 D013 102	GUIDE	3	C3
49D013103	49D0-13-103	49 D013 103	INSTALLER	3	C3
49D013104	49D0-13-104	49 D013 104	FORMER	3	C3
49D015001	49D0-15-001	49 D015 001	BOX WRENCH	2	B1
49D032316	49D0-32-3160	49 D032 316	STEERING PROTRACTOR	17	D1
49E043003A	49E0-43-003A	49 E043 003A	BRAKE TURNING LOCK TOOL (3 PIECES)	13	B1
49F042001	49F0-42-0010	49 F042 001	FUEL TANK LOCK RING WRENCH	5	D1
49F043002	49F0-43-0020	49 F043 002	BRAKE WRENCH	13	A3
49G026102	49G0-26-1020	49 G026 102	AXLE BEARING REPLACER	3	A2
49G030338	49G0-30-3380	49 G030 338	MULTIPURPOSE BEARING INSTALLER ATTACHMENT "E"	2	A3
49G030795	49G0-30-7950	49 G030 795	OIL SEAL INSTALLER KIT	3	C2
49G030796	49G0-30-796	49 G030 796	INSTALLER BODY	3	C2
49G030797	49G0-30-797	49 G030 797	HANDLE	3	C2
49G040001	49G0-40-001	49 G040 001	HANDLE	5	A1
49G040002	49G0-40-002	49 G040 002	INSTALLER	5	A1
49G040003	49G0-40-003	49 G040 003	INSTALLER (FOR 54MM SEAL RING)	5	A1
49G043001	49G0-43-0010	49 G043 001	BRAKE PUSH ROD GAUGE	5	B2
49H010401	49H0-10-4010	49 H010 401	ENGINE OIL SEAL INSTALLER AND REMOVER	17	F2
49H026104	49H0-26-1040	49 H026 104	AXLE GUIDE BLOCK	5	B4
49H027001	49H0-27-0010	49 H027 001	DIFFERENTIAL PINION HEIGHT ADJUST GAUGE COLLAR	2	A4
49H027002	49H0-27-0020	49 H027 002	BEARING REMOVER	3	D2
49HD64406A	49HD-64-406A	49 HD64 406A	A/T LINE PRESSURE ADAPTER	2	B3
49HV011A0MNAO	49HV011A0 MNAO		HIGH VOLTAGE INSULATED TOOLS	IN SHOP	
49HV21VT37	49HV21VT37		HIGH VOLTAGE SAFETY EQUIPMENT	IN SHOP	
49JE01061	303-507	49 JED1 061	CRANKSHAFT TDC TIMING PIN	2	A1
49JP01001	49JP-01-001A	49 JP01 001	CRANK PULLEY HOLDER	14	A1
49JP01003	49JP-01-003A	49 JP01 003	HOLDER	14	C1
49JP02002	49JP-02-002A-1	49 JP02 002	LOCK RING WRENCH	5	D3

Required SST List and Location Index

TOOL NUMBER	MNAO NUMBER	WSM NUMBER	DESCRIPTION HOLDER	DRAWER	LOCATION
49JP03001	49JP-03-001	49 JP03 001	CRIMPING TOOL	13	A1
49JP04001	49JP-04-001A	49 JP04 001	TARGET MARKER SET	22	B1
49JP04002	49JP-04-002A	49 JP04 002	COMPRESSION TEST ADAPTER	10	C2
49L067001	49L0-67-001	49 L067 001	REFLECTOR	21	B1
49L067002	49L0-67-002	49 L067 002	STAND/TRIPOD	21	A1
49L067003	49L0-67-003	49 L067 003	PLUMB BOB 50G	21	A2
49L067006	49L0-67-006	49 L067 006	PLUMB BOB 150G	21	A3
49N013001	49N0-13-001	49 N013 001	TIMING WRENCH	14	B1
49N0131A0D	49N0-13-1A0D	49 N013 1A0D	ENGINE FUEL PRESSURE GAUGE SET	10	A1
49N0131A00	49N0-13-1A00		GAUGE/HOSE/VALVES SET	10	A1
49N013102A	49N0-13-102A	49 N013 102A	PLASTIC HOSE	10	A1
49N013103A	49N0-13-103A	49 N013 103A	REMOVER	10	A1
49N017103	49N0-17-1030	49 N017 103	GEAR INSTALLER	19	B1
49N113105	49N1-13-105	49 N113 105	FUEL PIPE WRENCH	5	C2
49N117107	49N1-17-107	49 N117 107	HEX SOCKET	5	A2
49S0101A0A	49S0-10-1A0A	49 S010 1A0A	COMPRESSION GAUGE SET	10	C2
49S019006	49S0-19-0060	49 S019 006	OIL SEAL INSTALLER	17	A1
49S034205	49S0-34-205	49 S034 205	SUPPORT BLOCK	3	A5
49S231660	49S2-31-6600	49 S231 660	MULTIPURPOSE BEARING PULLER (NEEDLE)	19	H1
49T013102	49T0-13-102	49 T013 102	FUEL LINE ADAPTOR	2	A6
49T018007A	49T0-18-007A	49 T018 007A	A/T ADAPTER	2	A2
49T034201A	49T0-34-201A	49 T034 201A	DUST BOOT INSTALLER	3	A4
49T034202A	49T0-34-202A	49 T034 202A	DUST BOOT CLIP GUIDE	17	C1
49U027001	49U0-27-0010	49 U027 001	DIFFERENTIAL PINION HEIGHT ADJUST GAUGE COLLAR	2	A5
49UN01002	49UN-01-0020	49 UN01 002	ENGINE CRANKSHAFT DAMPER REPLACER	17	F1
49UN205072	205-072	49 UN20 5072	HOLDER	16	C1
49UN303009	303-009	49 UN30 3009	CRANKSHAFT DAMPER REMOVER	5	B3
49UN30312480	49UN-30-312480	49 UN30 312480	CAMSHAFT SPROCKET HOLDER (SET OF 2)	13	E4
49UN303125A0	49UN-303-125A0	49 UN30 3125A0	STRETCHY BELT TOOL SET	3	B2
49UN30312521	303-1252/1	49 UN30 312521	REMOVER	3	B2
49UN30312523	303-1252/3	49 UN30 312523	INSTALLER	3	B2

Required SST List and Location Index

TOOL NUMBER	MNAO NUMBER	WSM NUMBER	DESCRIPTION HOLDER	DRAWER	LOCATION
49UN303465	303-465	49 UN30 3465	CAMSHAFT ALIGNMENT TIMING TOOL	13	D1
49UN310123	310-123	49 UN31 0123	FUEL TANK LOCK RING WRENCH	5	D2
49US15KIT	49US-15-KIT		TERMINAL TEST KIT	3	D1
49W011101	49W0-11-101	49 W011 101	OIL SEAL INSTALLER (REAR CRANKSHAFT SEAL)	13	E3
49W026001	49W0-26-001	49 W026 001	OIL SEAL INSTALLER (SPARK PLUG SEAL)	13	E2
999995GPRT	9999-95-GPRT		GLOW PLUG REAMER TOOL	3	B1
F00K-10-8820	F00K-10-8820		VCM II (HARDWARE & CABLES)		
			**ANNUAL SOFTWARE SUBSCRIPTION RENEWALS		
			REQUIRED FOR EACH VCM	IN SHOP	
MAZ009922	MAZ009922		LASER SENSOR TARGETING PLATE	21	C1
MAZ009933	MAZ009933		LANE DEPARTURE CALIBRATION TARGET BOARD	4	A2
MAZ009933EXT	MAZ009933-EXT		LANE DEPARTURE CALIBRATION TARGET BOARD EXTENSION	4	A1
MAZ95130KT	MAZ-95-130-KT		MAZDA DUAL PURPOSE DIAGNOSTIC LEAK DETECTOR		
			(EVAP) KIT	IN SHOP	
MAZU21VT37	MAZU21VT37		TPMS TOOL	5	D4
MT04S1001	MT04-S1-001-4		SEAT SENSOR CALIBRATION WEIGHT SET - [QTY 4]	22	A1
			(10 KG PER BAG)		
DCA8000PM	DCA8000P-M		DIAGNOSTIC CHARGING SYSTEM (DCA) W/ BATTERY		
			WARRANTY CODES	IN SHOP	
X93ADPMAZ	X9-3ADPMAZ		PRO-CUT ON-CAR BRAKE LATHE W/3 ADAPTERS	IN SHOP	
554MAZDA05	554-MAZDA-05		TOOL CABINET (SET OF 2 CABINETS W/LINERS)	IN SHOP	


Drawer Liner Reference

DRAWER 1

FOR FUTURE EXPANSION

VERTICAL PARTITIONS

QTY. 4 / P-50



↑
QTY. 4
D-50-07

↑
QTY. 5
D-50-06

↑
QTY. 5
D-50-06

REQUIRED DIVIDERS


Drawer Liner Reference

DRAWER 2

TOOL NUMBER	DESCRIPTION	TOOL LOCATION	TOOL NUMBER	DESCRIPTION	TOOL LOCATION
<input type="checkbox"/> 49B011105	ADAPTER (QTY 2)	B2	<input type="checkbox"/> 49T013102	FUEL LINE ADAPTOR	A6
<input type="checkbox"/> 49D015001	BOX WRENCH	B1	<input type="checkbox"/> 49T018007A	A/T ADAPTER	A2
<input type="checkbox"/> 49G030338	MULTIPURPOSE BEARING INSTALLER ATTACHMENT "E"	A3	<input type="checkbox"/> 49U027001	DIFFERENTIAL PINION HEIGHT ADJUST GAUGE COLLAR	A5
<input type="checkbox"/> 49H027001	DIFFERENTIAL PINION HEIGHT ADJUST GAUGE COLLAR	A4			
<input type="checkbox"/> 49HD64406A	A/T LINE PRESSURE ADAPTER	B3			
<input type="checkbox"/> 49JE01061	CRANKSHAFT TDC TIMING PIN	A1			

VERTICAL PARTITIONS

QTY. 7 / P-20



REQUIRED DIVIDERS

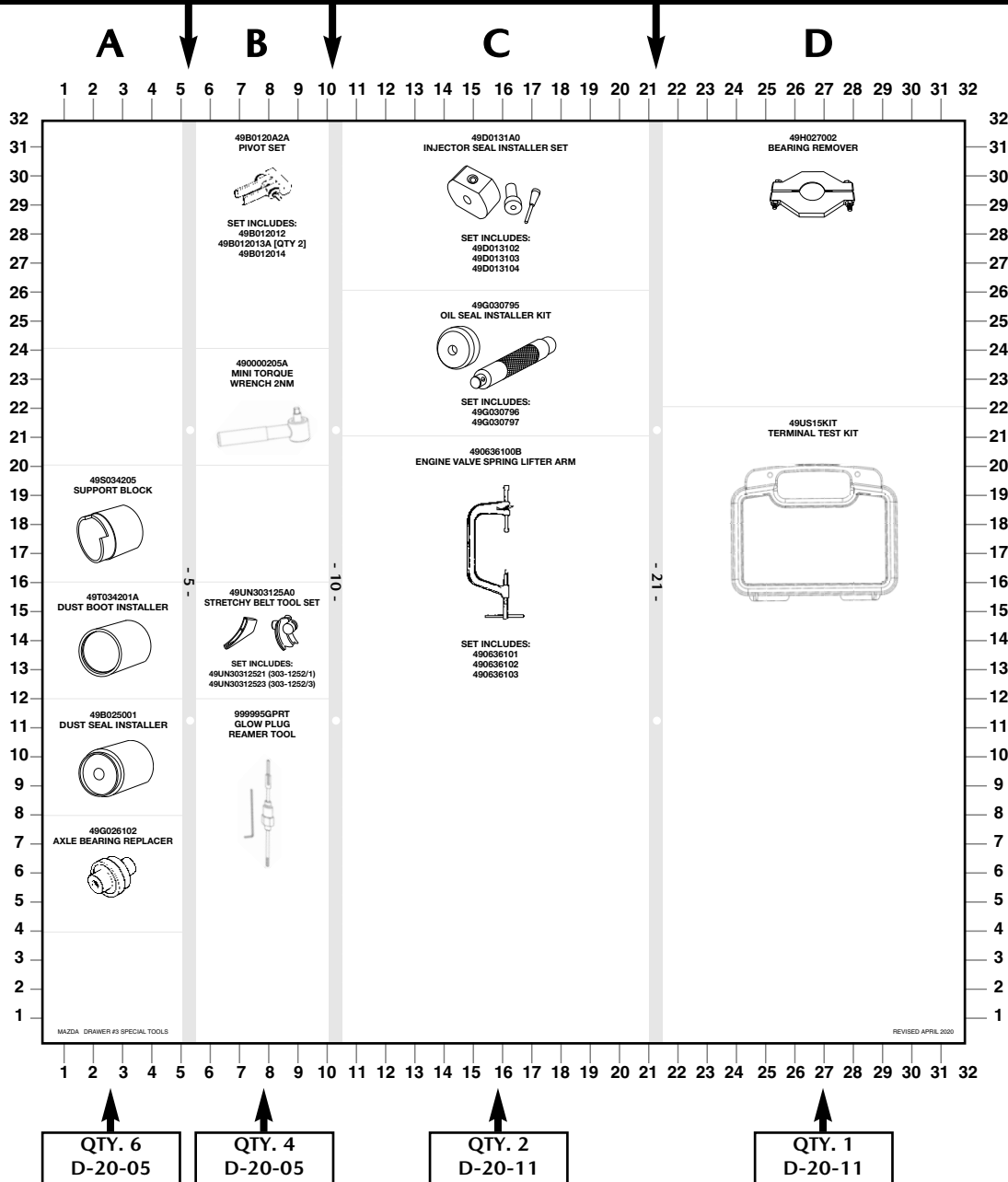
Drawer Liner Reference

DRAWER 3

TOOL NUMBER	DESCRIPTION	TOOL LOCATION	TOOL NUMBER	DESCRIPTION	TOOL LOCATION
<input type="checkbox"/> 49000205A	MINI TORQUE WRENCH 2NM	B4	<input type="checkbox"/> 49H027002	BEARING REMOVER	D2
<input type="checkbox"/> 490636100B	ENGINE VALVE SPRING LIFTER ARM	C1	<input type="checkbox"/> 49S034205	SUPPORT BLOCK	A5
<input type="checkbox"/> 49B0120A2A	PIVOT SET	B5	<input type="checkbox"/> 49T034201A	DUST BOOT INSTALLER	A4
<input type="checkbox"/> 49B025001	DUST SEAL INSTALLER BODY	A3	<input type="checkbox"/> 49UN303125A0	STRETCHY BELT TOOL SET	B2
<input type="checkbox"/> 49D0131A0	INJECTOR SEAL INSTALLER SET	C3	<input type="checkbox"/> 49US15KIT	TERMINAL TEST KIT	D1
<input type="checkbox"/> 49G026102	AXLE BEARING REPLACER	A2	<input type="checkbox"/> 999995GPRT	GLOW PLUG REAMER TOOL	B1
<input type="checkbox"/> 49G030795	OIL SEAL INSTALLER KIT	C2			

VERTICAL PARTITIONS

QTY. 3 / P-20



REQUIRED DIVIDERS

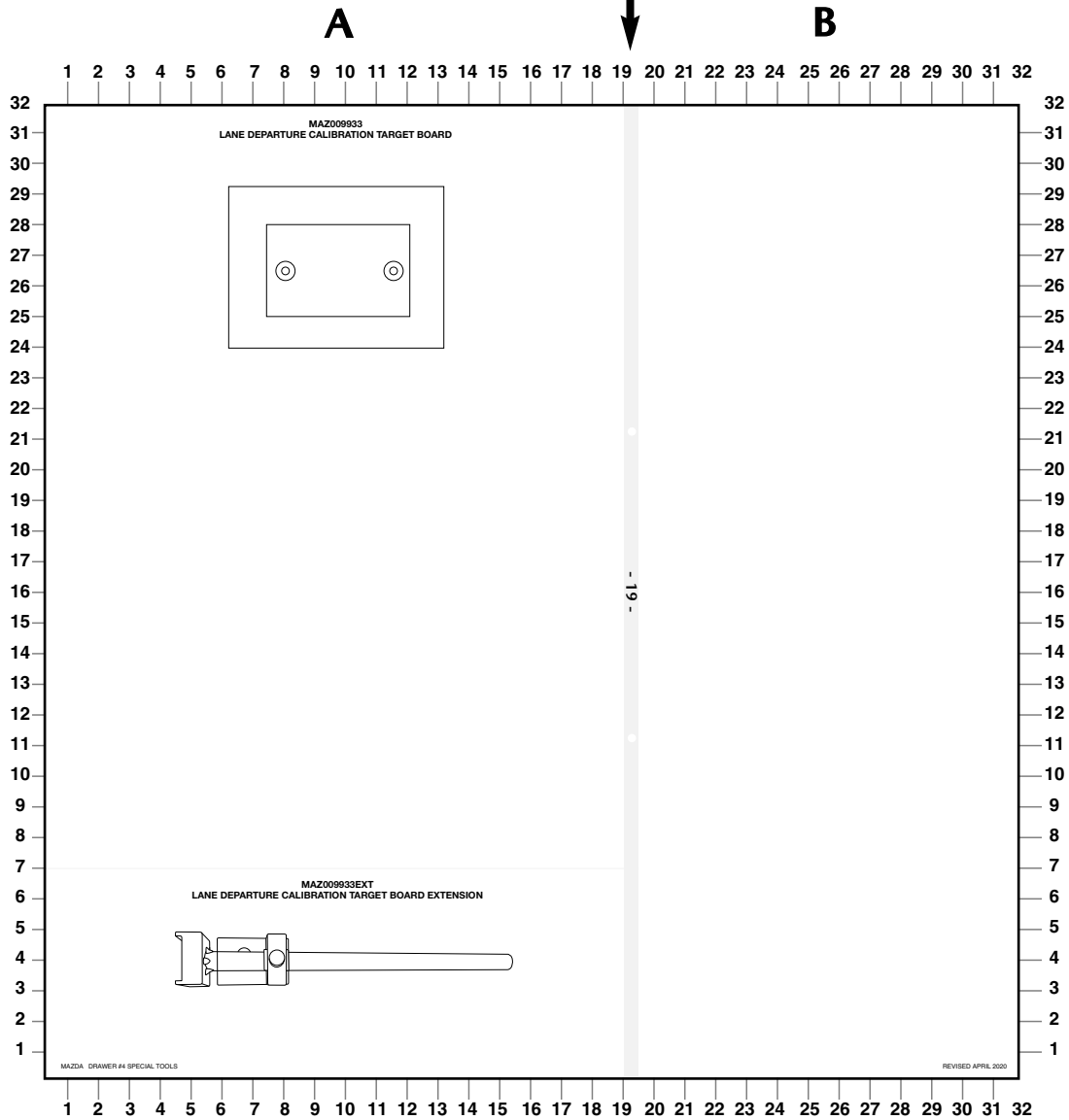
Drawer Liner Reference

DRAWER 4

TOOL NUMBER	DESCRIPTION	TOOL LOCATION	TOOL NUMBER	DESCRIPTION	TOOL LOCATION
<input type="checkbox"/> MAZ009933	LANE DEPARTURE CALIBRATION TARGET BOARD	A2			
<input type="checkbox"/> MAZ009933EXT	LANE DEPARTURE CALIBRATION TARGET BOARD EXTENSION	A1			

VERTICAL PARTITIONS

QTY. 1 / P-20



QTY. 1
D-20-19

REQUIRED DIVIDERS

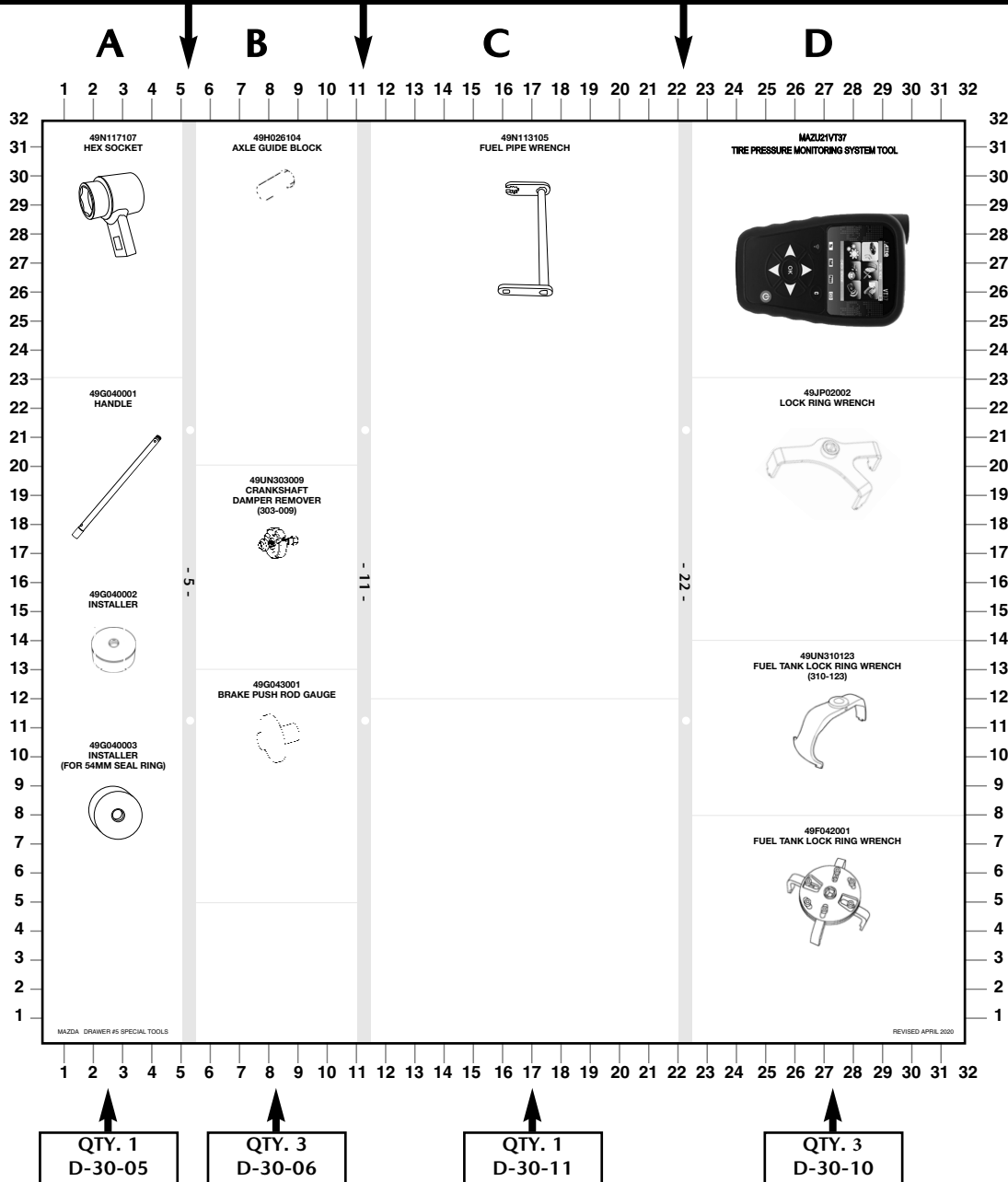
Drawer Liner Reference

DRAWER 5

TOOL NUMBER	DESCRIPTION	TOOL LOCATION	TOOL NUMBER	DESCRIPTION	TOOL LOCATION
<input type="checkbox"/> 49F042001	FUEL TANK LOCK RING WRENCH	D1	<input type="checkbox"/> 49JP02002	LOCK RING WRENCH	D3
<input type="checkbox"/> 49G040001	HANDLE	A1	<input type="checkbox"/> 49N113105	FUEL PIPE WRENCH	C2
<input type="checkbox"/> 49G040002	INSTALLER	A1	<input type="checkbox"/> 49N117107	HEX SOCKET	A2
<input type="checkbox"/> 49G040003	INSTALLER (FOR 54MM SEAL RING)	A1	<input type="checkbox"/> 49UN303009	CRANKSHAFT DAMPER REMOVER	B3
<input type="checkbox"/> 49G043001	BRAKE PUSH ROD GAUGE	B2	<input type="checkbox"/> 49UN310123	FUEL TANK LOCK RING WRENCH	D2
<input type="checkbox"/> 49H026104	AXLE GUIDE BLOCK	B4	<input type="checkbox"/> MAZU21VT37	TPMS TOOL	D4

VERTICAL PARTITIONS

QTY. 3 / P-30



REQUIRED DIVIDERS


Drawer Liner Reference

DRAWER 6

FOR FUTURE EXPANSION

VERTICAL PARTITIONS

QTY. 1 / P-40



QTY. 1
D-40-18

REQUIRED DIVIDERS


Drawer Liner Reference

DRAWER 7

FOR FUTURE EXPANSION

VERTICAL PARTITIONS

QTY. 1 / P-50



↑
QTY. 1
D-50-09

REQUIRED DIVIDERS


Drawer Liner Reference

DRAWER 8

FOR FUTURE EXPANSION

VERTICAL PARTITIONS

QTY. 3 / P-20



REQUIRED DIVIDERS

Drawer Liner Reference


DRAWER 9

FOR FUTURE EXPANSION

VERTICAL PARTITIONS

QTY. 0

A



REQUIRED DIVIDERS

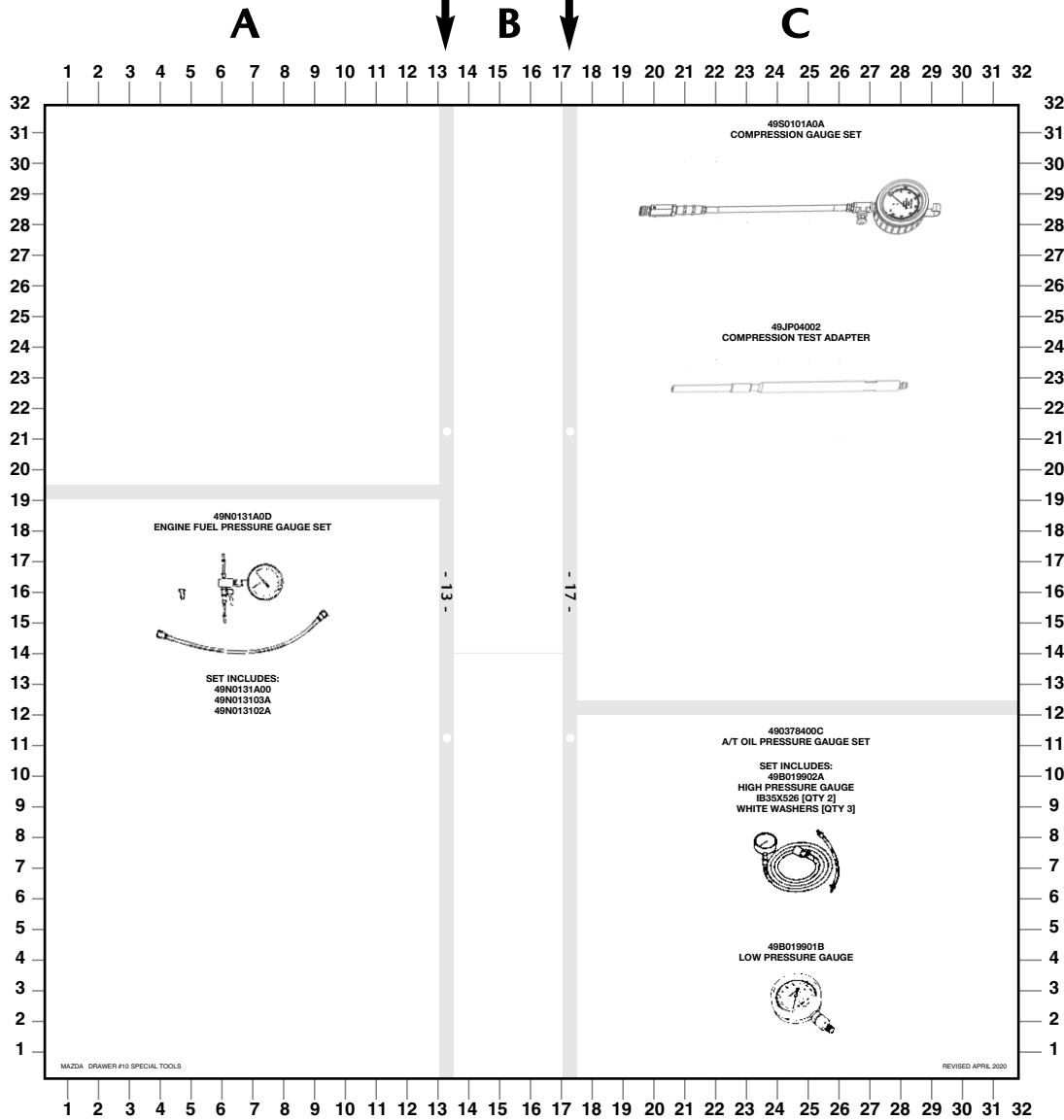
Drawer Liner Reference

DRAWER 10

TOOL NUMBER	DESCRIPTION	TOOL LOCATION	TOOL NUMBER	DESCRIPTION	TOOL LOCATION
<input type="checkbox"/> 490378400C	A/T OIL PRESSURE GAUGE SET	C1			
<input type="checkbox"/> 49JP04002	COMPRESSION TEST ADAPTER	C2			
<input type="checkbox"/> 49N0131A0D	ENGINE FUEL PRESSURE GAUGE SET	A1			
<input type="checkbox"/> 49S0101A0A	COMPRESSION GAUGE SET	C2			

VERTICAL PARTITIONS

QTY. 2 / P-30



↑
QTY. 1
D-30-13

↑
QTY. 1
D-30-04

↑
QTY. 1
D-30-15

REQUIRED DIVIDERS


Drawer Liner Reference

DRAWER 11

FOR FUTURE EXPANSION

VERTICAL PARTITIONS

QTY. 4 / P-20



REQUIRED DIVIDERS

Drawer Liner Reference


DRAWER 12

FOR FUTURE EXPANSION

VERTICAL PARTITIONS

QTY. 0

A



REQUIRED DIVIDERS

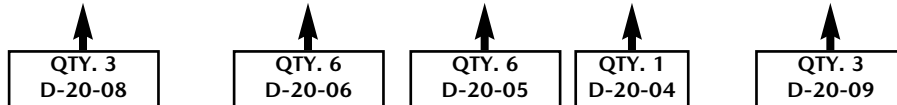
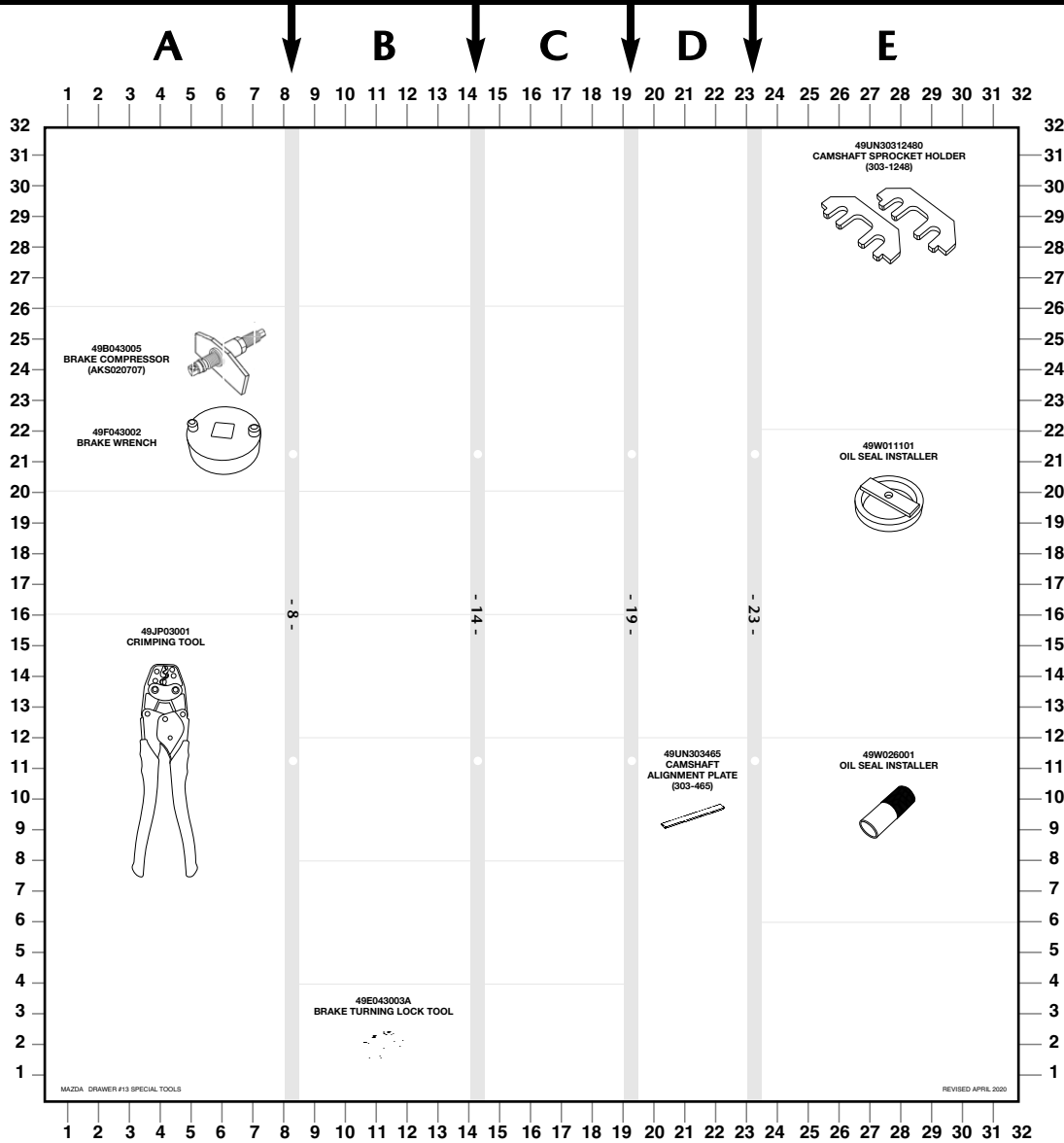
Drawer Liner Reference

DRAWER 13

TOOL NUMBER	DESCRIPTION	TOOL LOCATION	TOOL NUMBER	DESCRIPTION	TOOL LOCATION
<input type="checkbox"/> 49B043005	BRAKE COMPRESSOR (AKS020707)	A3	<input type="checkbox"/> 49W011101	OIL SEAL INSTALLER (REAR CRANKSHAFT SEAL)	E3
<input type="checkbox"/> 49E043003A	BRAKE TURNING LOCK TOOL (3 PIECES)	B1	<input type="checkbox"/> 49W026001	OIL SEAL INSTALLER (SPARK PLUG SEAL)	E2
<input type="checkbox"/> 49F043002	BRAKE WRENCH	A3			
<input type="checkbox"/> 49JP03001	CRIMPING TOOL	A1			
<input type="checkbox"/> 49UN30312480	CAMSHAFT SPROCKET HOLDER (SET OF 2)	E4			
<input type="checkbox"/> 49UN303465	CAMSHAFT ALIGNMENT TIMING TOOL	D1			

VERTICAL PARTITIONS

QTY. 4 / P-20



REQUIRED DIVIDERS


Drawer Liner Reference

DRAWER 14

TOOL NUMBER	DESCRIPTION	TOOL LOCATION	TOOL NUMBER	DESCRIPTION	TOOL LOCATION
<input type="checkbox"/> 490710520	BEARING PULLER	E6			
<input type="checkbox"/> 49B018003	BODY B	C2			
<input type="checkbox"/> 49B066803	CD UNIT REMOVAL TOOL	C3			
<input type="checkbox"/> 49JP01001	CRANK PULLEY HOLDER	A1			
<input type="checkbox"/> 49JP01003	HOLDER	C1			
<input type="checkbox"/> 49N013001	TIMING WRENCH	B1			

VERTICAL PARTITIONS

QTY. 4 / P-20



REQUIRED DIVIDERS

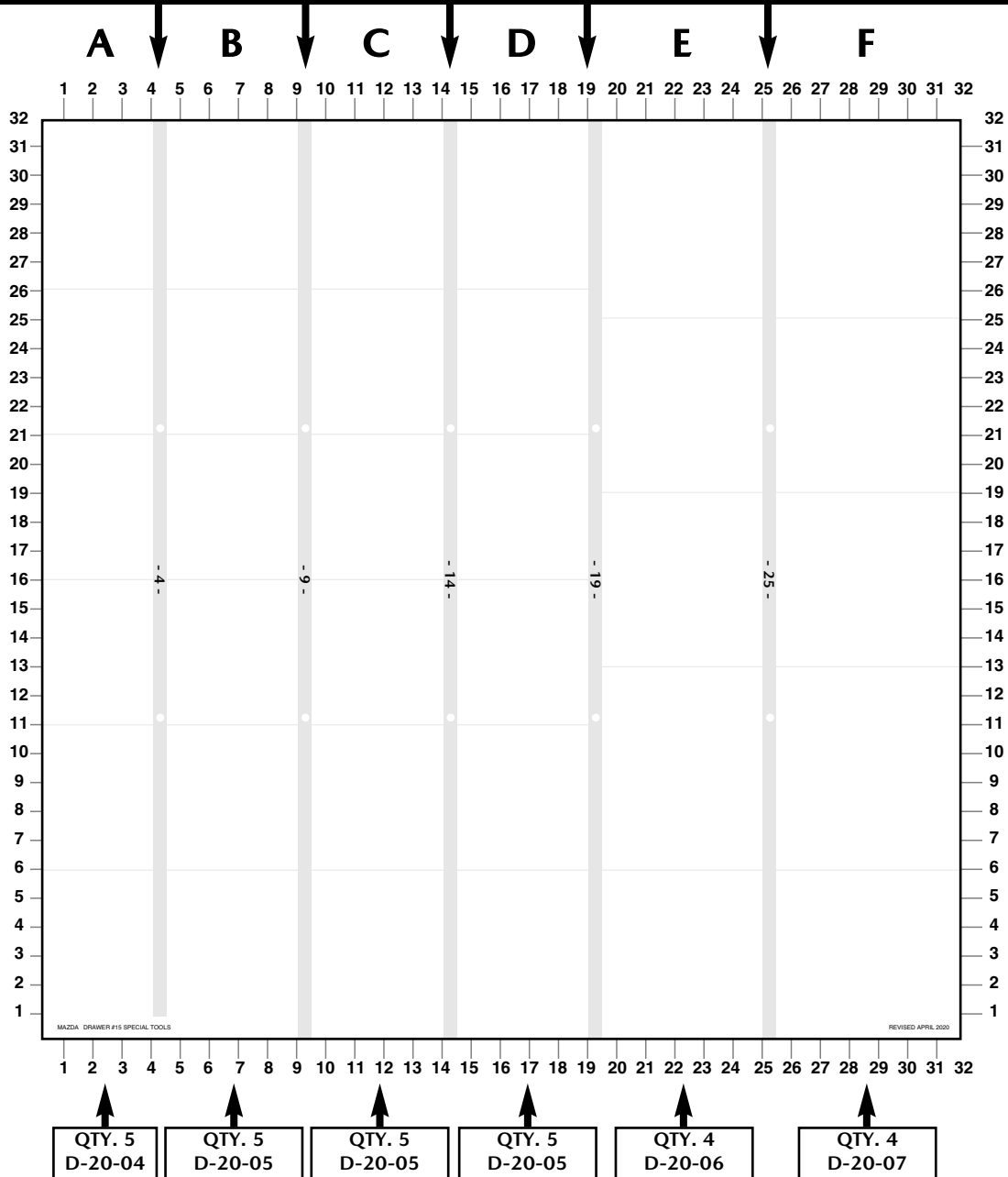
Drawer Liner Reference

DRAWER 15

FOR FUTURE EXPANSION

VERTICAL PARTITIONS

QTY. 5 / P-20



REQUIRED DIVIDERS

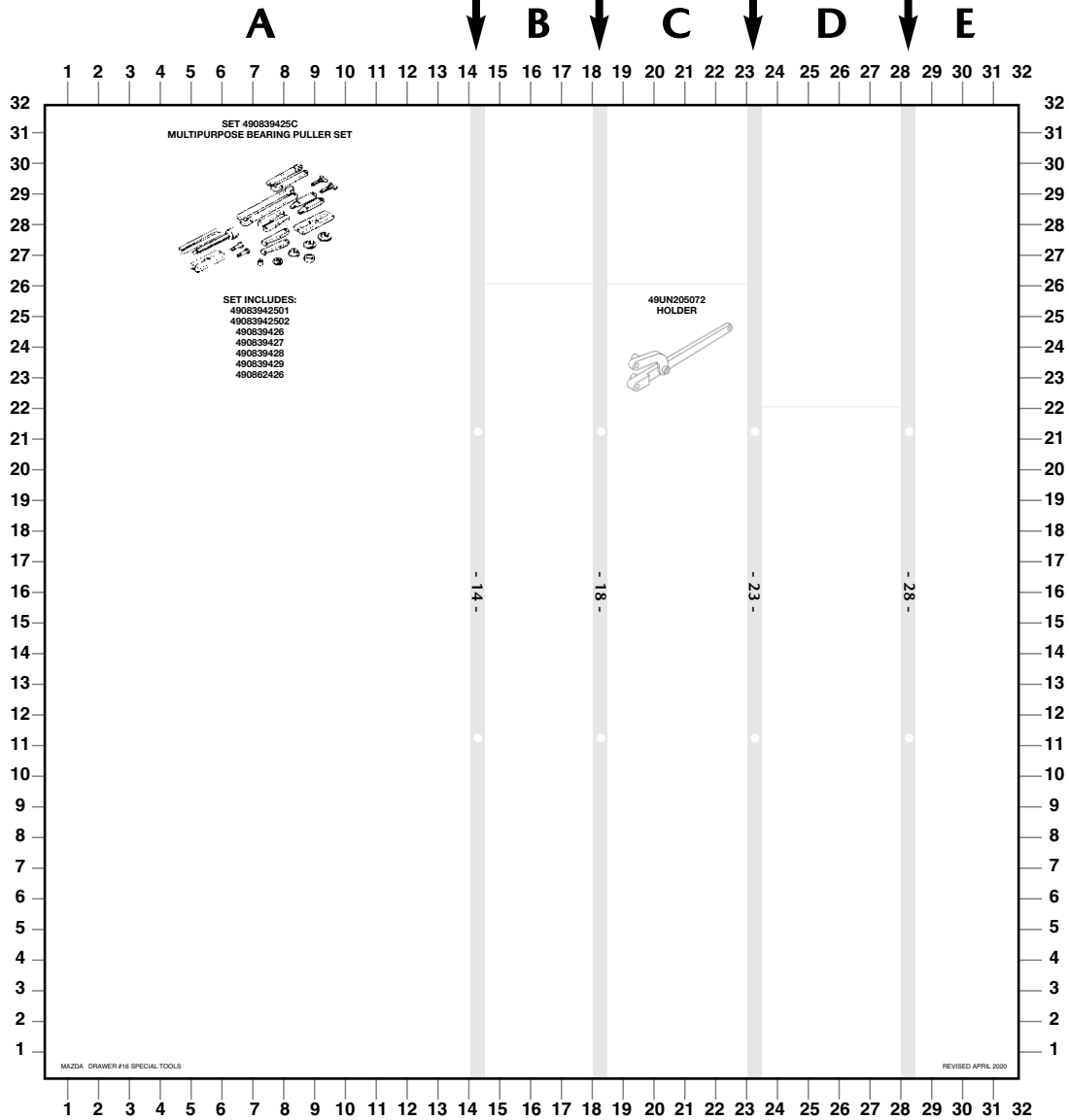
Drawer Liner Reference

DRAWER 16

TOOL NUMBER	DESCRIPTION	TOOL LOCATION	TOOL NUMBER	DESCRIPTION	TOOL LOCATION
<input type="checkbox"/> 490839425C	MULTIPURPOSE BEARING PULLER SET	A1			
<input type="checkbox"/> 49UN205072	HOLDER	C1			

VERTICAL PARTITIONS

QTY. 4 / P-20



QTY. 1 D-20-04	QTY. 1 D-20-05	QTY. 1 D-20-05
-------------------	-------------------	-------------------

REQUIRED DIVIDERS

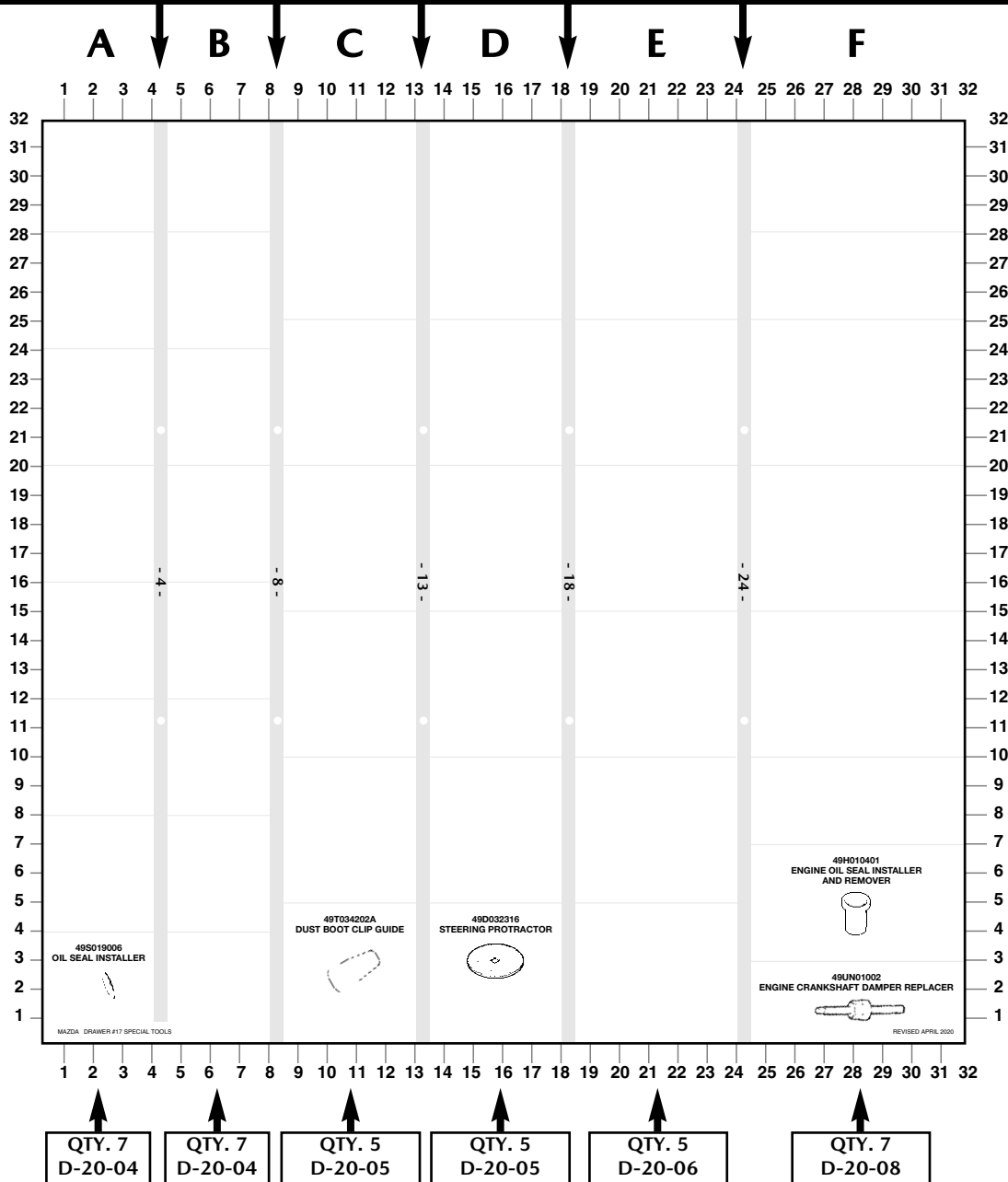
Drawer Liner Reference

DRAWER 17

TOOL NUMBER	DESCRIPTION	TOOL LOCATION	TOOL NUMBER	DESCRIPTION	TOOL LOCATION
<input type="checkbox"/> 49D032316	STEERING PROTRACTOR	D1			
<input type="checkbox"/> 49H010401	ENGINE OIL SEAL INSTALLER AND REMOVER	F2			
<input type="checkbox"/> 49S019006	OIL SEAL INSTALLER	A1			
<input type="checkbox"/> 49T034202A	DUST BOOT CLIP GUIDE	C1			
<input type="checkbox"/> 49UN01002	ENGINE CRANKSHAFT DAMPER REPLACER	F1			

VERTICAL PARTITIONS

QTY. 5 / P-20



REQUIRED DIVIDERS


Drawer Liner Reference

DRAWER 18

FOR FUTURE EXPANSION

VERTICAL PARTITIONS

QTY. 2 / P-20



↑
QTY. 1
D-20-10

↑
QTY. 1
D-20-12

↑
QTY. 3
D-20-10

REQUIRED DIVIDERS

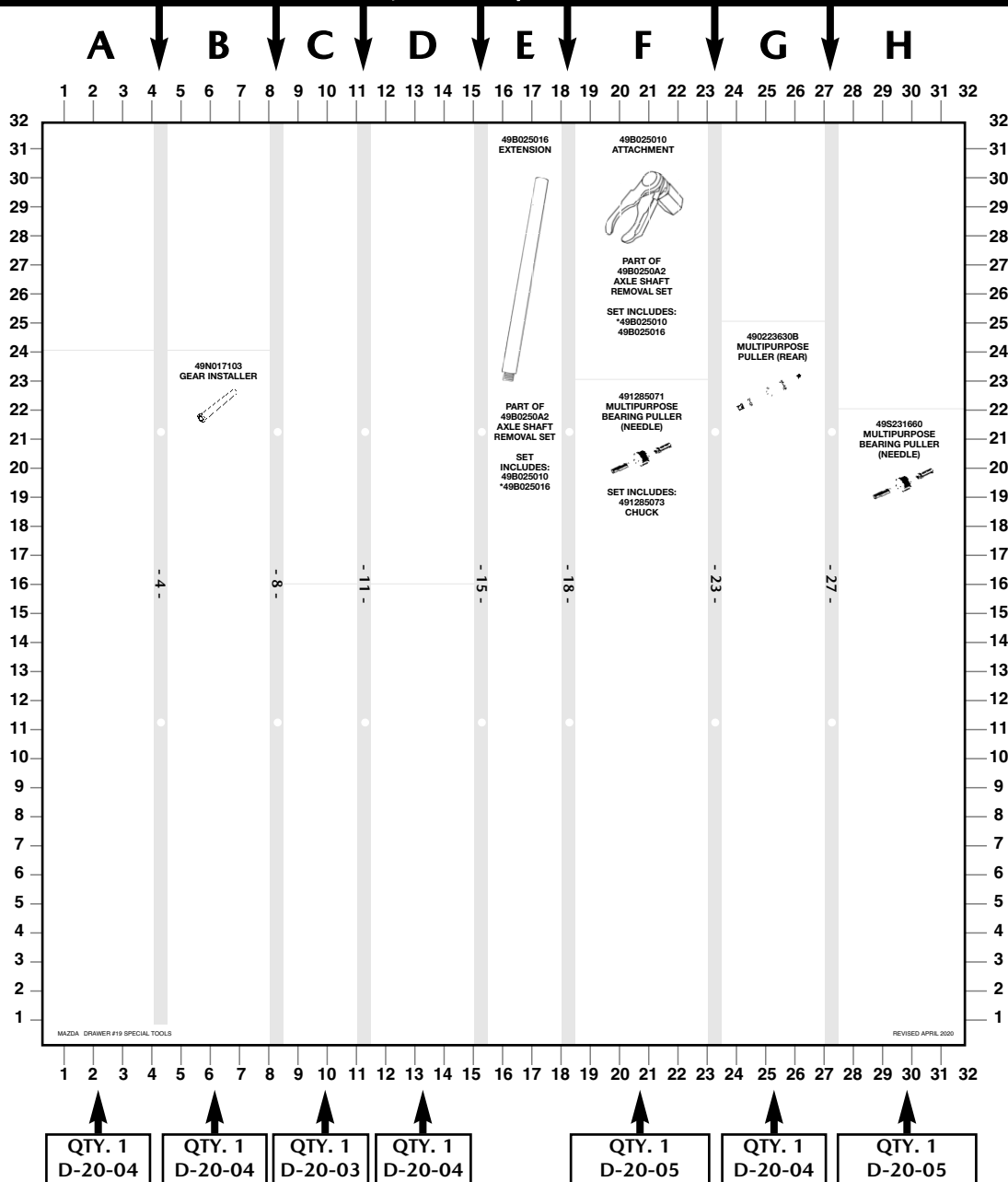
Drawer Liner Reference

DRAWER 19

TOOL NUMBER	DESCRIPTION	TOOL LOCATION	TOOL NUMBER	DESCRIPTION	TOOL LOCATION
<input type="checkbox"/> 491285071	MULTIPURPOSE BEARING PULLER (NEEDLE)	F1			
<input type="checkbox"/> 490223630B	MULTIPURPOSE PULLER (REAR)	G1			
<input type="checkbox"/> 49B0250A2	AXLE SHAFT REMOVAL SET	E1/F2			
<input type="checkbox"/> 49N017103	GEAR INSTALLER	B1			
<input type="checkbox"/> 49S231660	MULTIPURPOSE BEARING PULLER (NEEDLE)	H1			

VERTICAL PARTITIONS

QTY. 7 / P-20



REQUIRED DIVIDERS

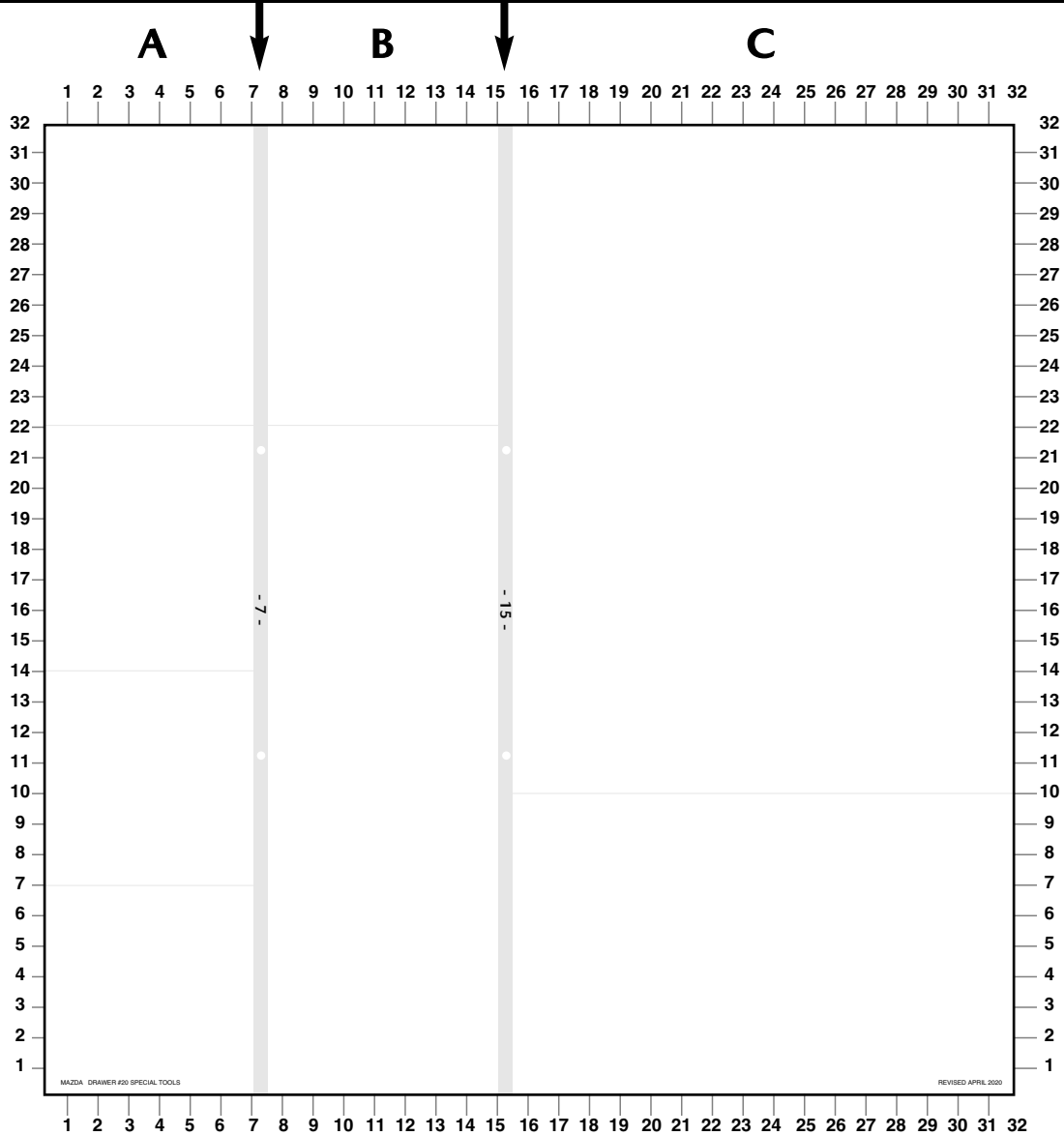
Drawer Liner Reference

DRAWER 20

FOR FUTURE EXPANSION

VERTICAL PARTITIONS

QTY. 2 / P-30



QTY. 3
D-30-07

QTY. 1
D-30-08

QTY. 1
D-30-17

REQUIRED DIVIDERS

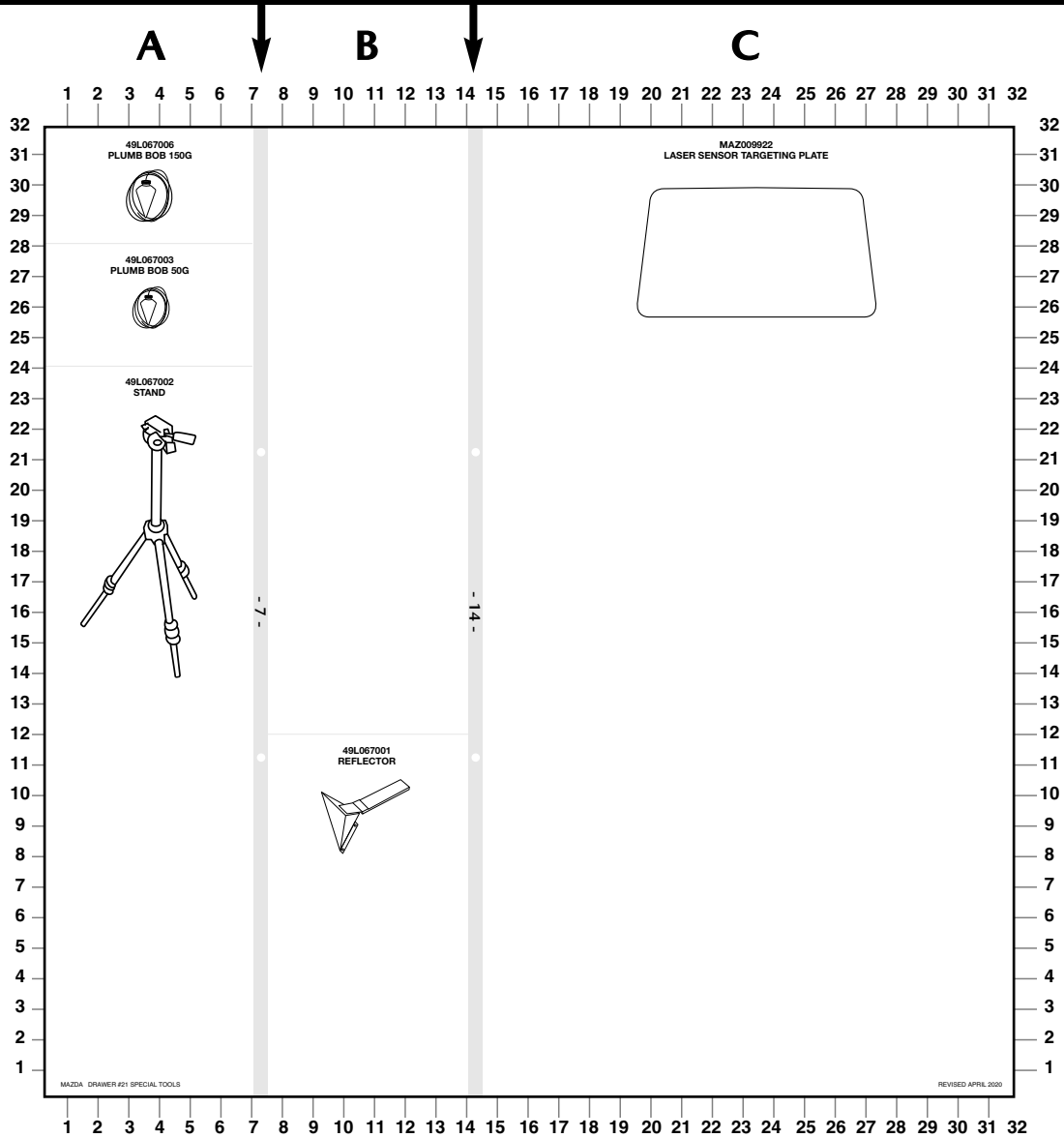
Drawer Liner Reference

DRAWER 21

TOOL NUMBER	DESCRIPTION	TOOL LOCATION	TOOL NUMBER	DESCRIPTION	TOOL LOCATION
<input type="checkbox"/> 49L067001	REFLECTOR	B1			
<input type="checkbox"/> 49L067002	STAND/TRIPOD	A1			
<input type="checkbox"/> 49L067003	PLUMB BOB 50G	A2			
<input type="checkbox"/> 49L067006	PLUMB BOB 150G	A3			
<input type="checkbox"/> MAZ009922	LASER SENSOR TARGETING PLATE	C1			

VERTICAL PARTITIONS

QTY. 2 / P-40



↑
QTY. 2
D-40-07

↑
QTY. 1
D-40-07

REQUIRED DIVIDERS

Drawer Liner Reference

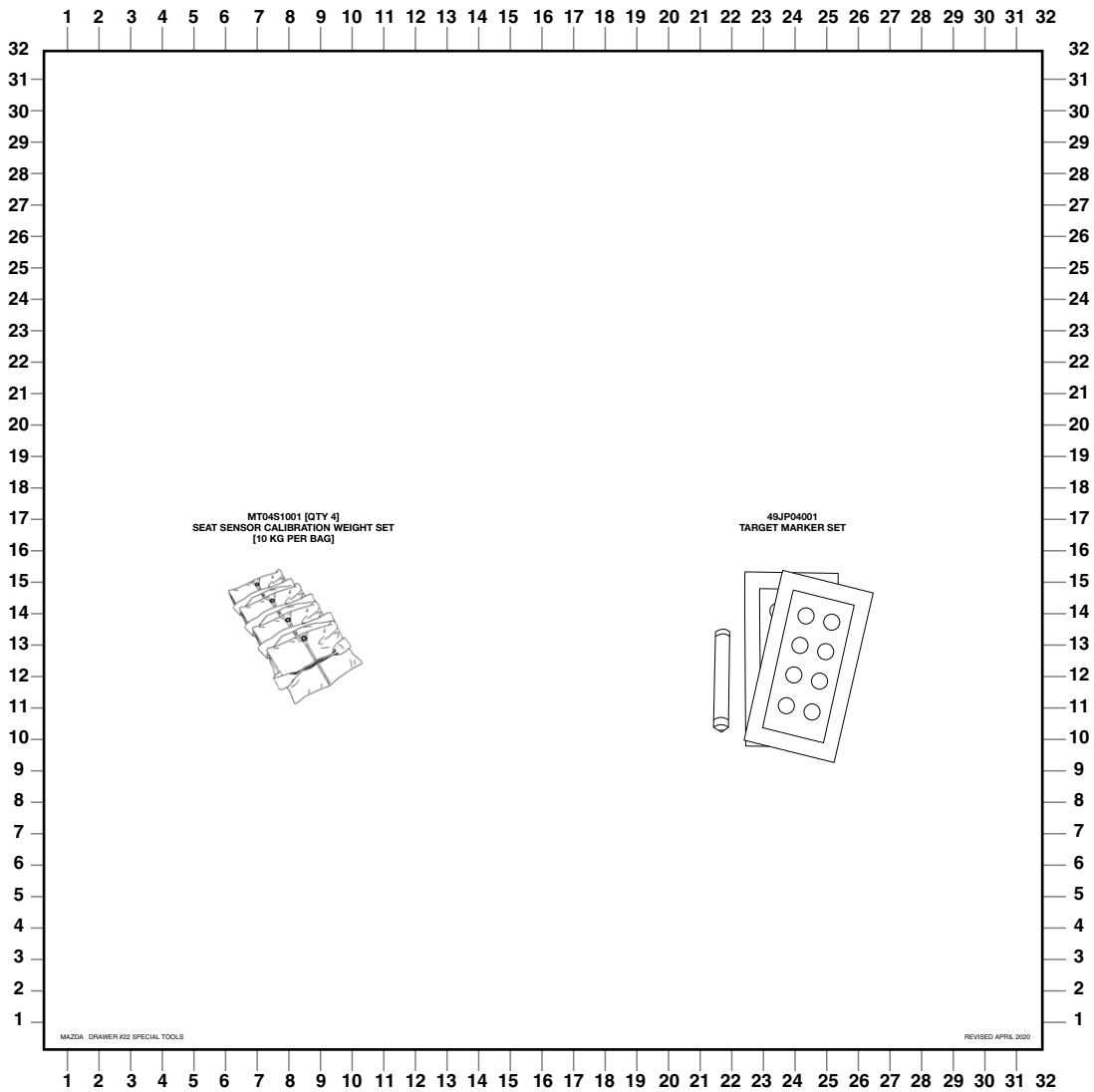
DRAWER 22

TOOL NUMBER	DESCRIPTION	TOOL LOCATION	TOOL NUMBER	DESCRIPTION	TOOL LOCATION
<input type="checkbox"/> 49JP04001	TARGET MARKER SET	B1			
<input type="checkbox"/> MT04S1001	SEAT SENSOR CALIBRATION WEIGHT SET - [QTY 4] (10 KG PER BAG)	A1			

VERTICAL PARTITIONS

QTY. 0

A



REQUIRED DIVIDERS

In Shop Tools



F00K-10-8820
VCM II (HARDWARE & CABLES)
****ANNUAL SOFTWARE SUBSCRIPTION**
RENEWALS REQUIRED FOR EACH VCM



X9-3ADPMAZ
PRO-CUT ON-CAR BRAKE LATHE
W/3 MAZDA ADAPTERS



DCA8000PM
DIAGNOSTIC CHARGING SYSTEM
W/ BATTERY WARRANTY CODES



49HV011A0 MNAO
HIGH VOLTAGE INSULATED TOOLS
W/ LARGE GLOVES AND PROTECTIVE BAG



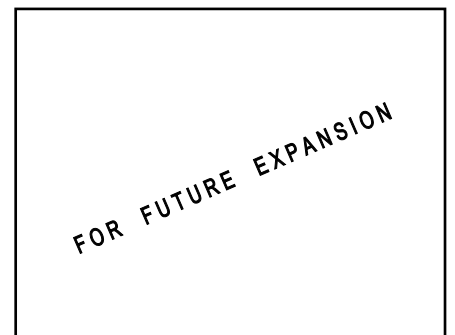
49HV21KIT2
HIGH VOLTAGE SAFETY EQUIPMENT



MAZ95130KT
MAZDA DUAL PURPOSE DIAGNOSTIC LEAK
DETECTOR (EVAP) KIT



554-MAZDA05
BLACK MAZDA REQUIRED TOOL CABINET
(SET OF 2 CABINETS W/LINERS)



Note: Size of tools shown on this page are not to scale.



To Order Tools, Access the Mazda Tool & Equipment site via OneMazdaUSA.com